



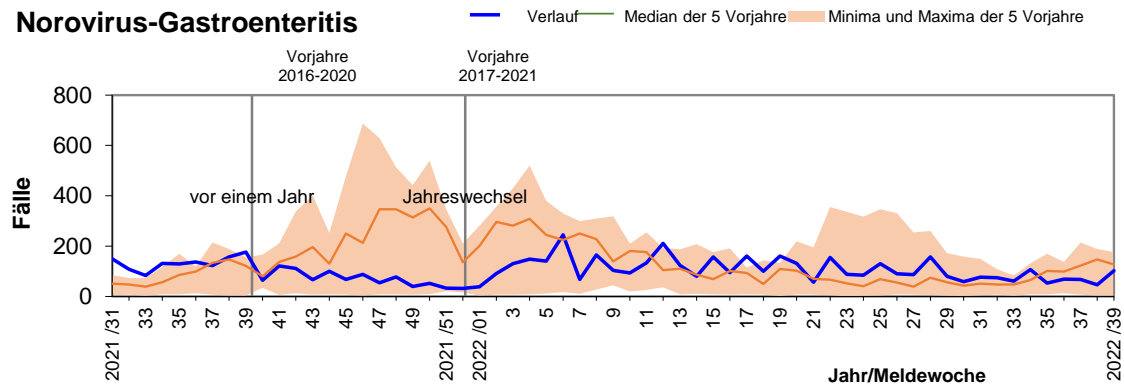
| Meldung nach Infektionsschutzgesetz und Verordnung über die erweiterte Meldepflicht bei übertragbaren Krankheiten | | 39. Meldewoche 2022 (26.09.2022 bis 02.10.2022) | | | | | |
|--|--|---|----------|-----------------------------|----------|--------|----------|
| | | Meldewoche | | jeweils 1. - 39. Meldewoche | | | |
| | | 39/2022 | | 2022 | | 2021 | |
| | | Anzahl | Inzidenz | Anzahl | Inzidenz | Anzahl | Inzidenz |
| Gastrointestinale Erkrankungen | Campylobacter | 18 | 0,82 | 1020 | 46,42 | 1146 | 52,15 |
| | EHEC/STEC | 1 | 0,05 | 55 | 2,50 | 65 | 2,96 |
| | Giardiasis | 1 | 0,05 | 68 | 3,09 | 38 | 1,73 |
| | HUS | | | 5 | 0,23 | 1 | 0,05 |
| | Kryptosporidiose | | | 73 | 3,32 | 57 | 2,59 |
| | Norovirus | 103 | 4,69 | 4228 | 192,41 | 4715 | 214,57 |
| | Rotavirus | 13 | 0,59 | 999 | 45,46 | 157 | 7,14 |
| | Salmonellose | 15 | 0,68 | 313 | 14,24 | 240 | 10,92 |
| | Shigellose | | | 2 | 0,09 | 1 | 0,05 |
| | Yersiniose | 3 | 0,14 | 83 | 3,78 | 112 | 5,10 |
| Virushepatitis | Hepatitis A | | | 20 | 0,91 | 18 | 0,82 |
| | Hepatitis B | 10 | 0,46 | 184 | 8,37 | 55 | 2,50 |
| | Hepatitis C | 1 | 0,05 | 103 | 4,69 | 43 | 1,96 |
| | Hepatitis D | | | 2 | 0,09 | | |
| | Hepatitis E | 11 | 0,50 | 328 | 14,93 | 289 | 13,15 |
| Meningitis, invasive | Meningokokken | | | 2 | 0,09 | 3 | 0,14 |
| | Pneumokokken | 2 | 0,09 | 65 | 2,96 | 41 | 1,87 |
| | Virusmeningitis | | | 3 | 0,14 | 4 | 0,18 |
| Impfpräventable Krankheiten | Affenpocken | | | 14 | 0,64 | | |
| | Haemophilus influenzae | | | 10 | 0,46 | 11 | 0,50 |
| | Influenza | 27 | 1,23 | 1277 | 58,11 | 42 | 1,91 |
| | Keuchhusten | 2 | 0,09 | 57 | 2,59 | 63 | 2,87 |
| | Masern | | | | | | |
| | Mumps | | | 7 | 0,32 | | |
| | Röteln, postnatal | | | | | | |
| | Windpocken | 1 | 0,05 | 278 | 12,65 | 235 | 10,69 |
| Weitere Erkrankungen | Acinetobacter* | | | 12 | 0,55 | 3 | 0,14 |
| | Brucellose | | | | | | |
| | Chikungunya | | | | | | |
| | CJK | | | 1 | 0,05 | 2 | 0,09 |
| | Clostridioides difficile | 4 | 0,18 | 74 | 3,37 | 82 | 3,73 |
| | COVID-19 | 10.394 | 473,0 | 627.667 | 28.563,6 | 71.805 | 3.267,7 |
| | Denguefieber | | | | | | |
| | Enterobacteriaceae* | 2 | 0,09 | 97 | 4,41 | 93 | 4,23 |
| | FSME | | | 4 | 0,18 | 4 | 0,18 |
| | Hantavirus | | | | | 2 | 0,09 |
| | Keratokonjunktivitis epidemica (KCE) | | | 22 | 1,00 | 16 | 0,73 |
| | Legionellose | 2 | 0,09 | 25 | 1,14 | 16 | 0,73 |
| | Leptospirose | | | 1 | 0,05 | | |
| | Listeriose | | | 16 | 0,73 | 11 | 0,50 |
| | Lyme-Borreliose | 10 | 0,46 | 531 | 24,16 | 501 | 22,80 |
| | MRSA | | | 42 | 1,91 | 35 | 1,59 |
| | Ornithose | | | | | | |
| | Paratyphus | | | | | | |
| | Q-Fieber | | | | | 1 | 0,05 |
| | Scharlach | 15 | 0,68 | 178 | 8,10 | 144 | 6,55 |
| | Tuberkulose | | | 70 | 3,19 | 60 | 2,73 |
| | Tularämie | | | 3 | 0,14 | 5 | 0,23 |
| | Typhus | | | 1 | 0,05 | | |
| West-Nil-Virus | | | 4 | 0,18 | | | |
| | Zikavirus | | | | | | |

*mit Carbapenemresistenz

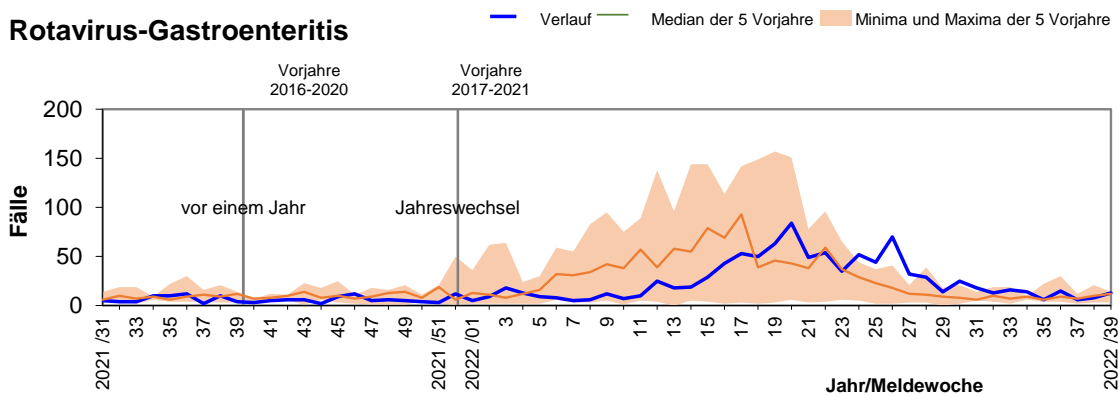
Fallzahlen in den letzten 60 Kalenderwochen in Sachsen-Anhalt

Gastrointestinale Erkrankungen

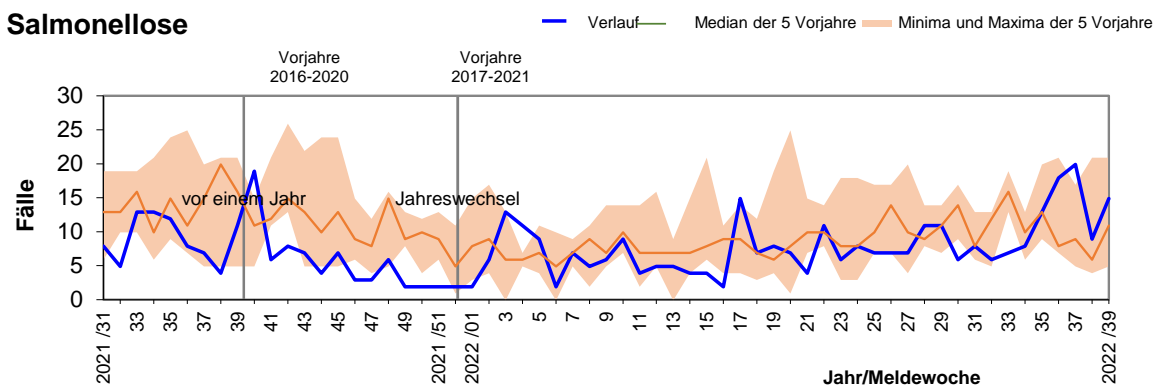
Norovirus-Gastroenteritis



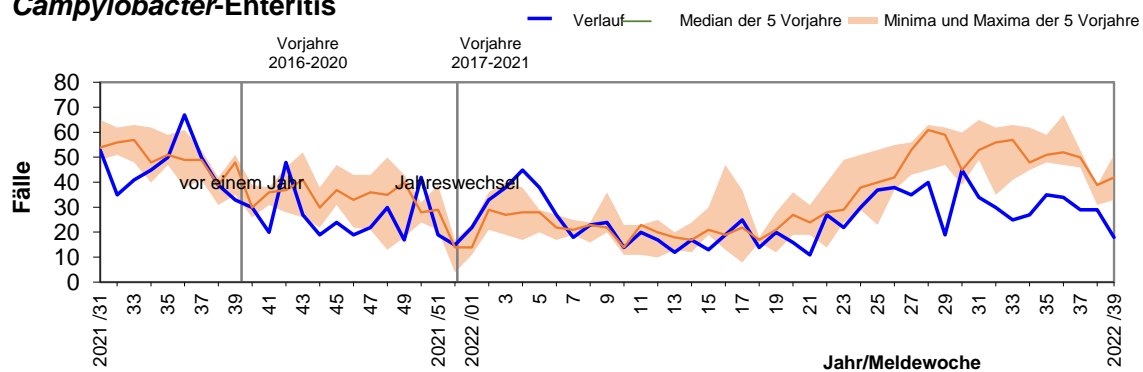
Rotavirus-Gastroenteritis



Salmonellose

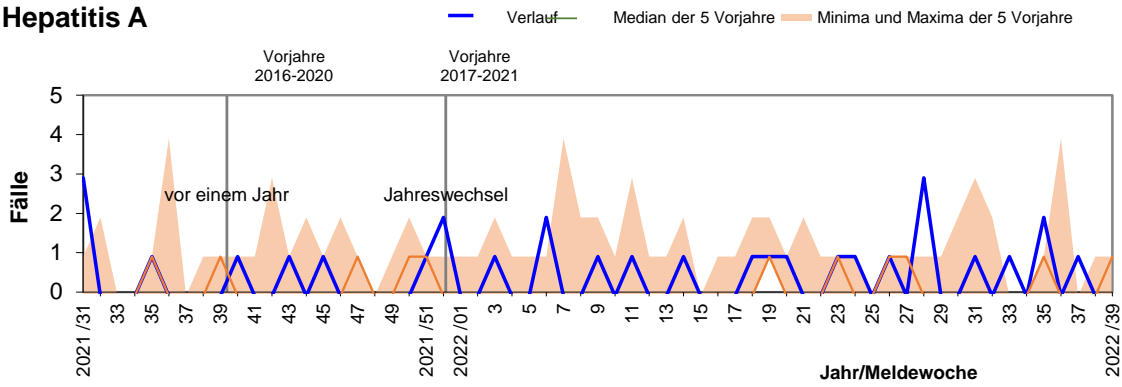


Campylobacter-Enteritis

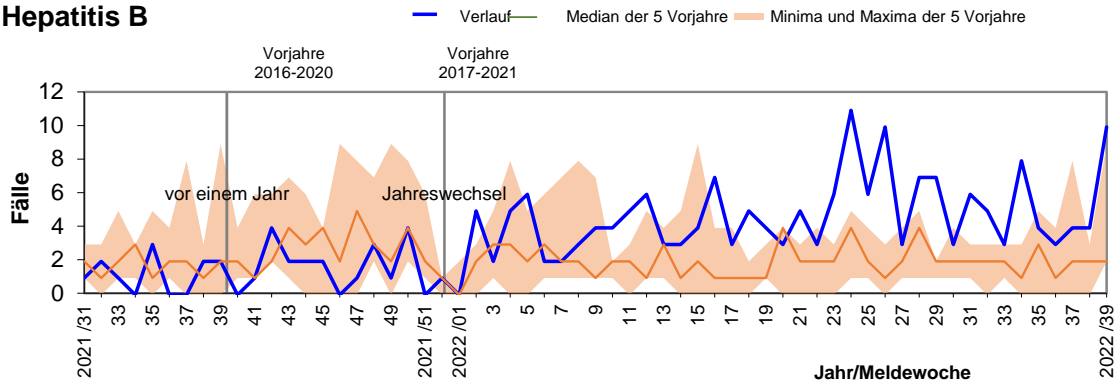


Hepatitis

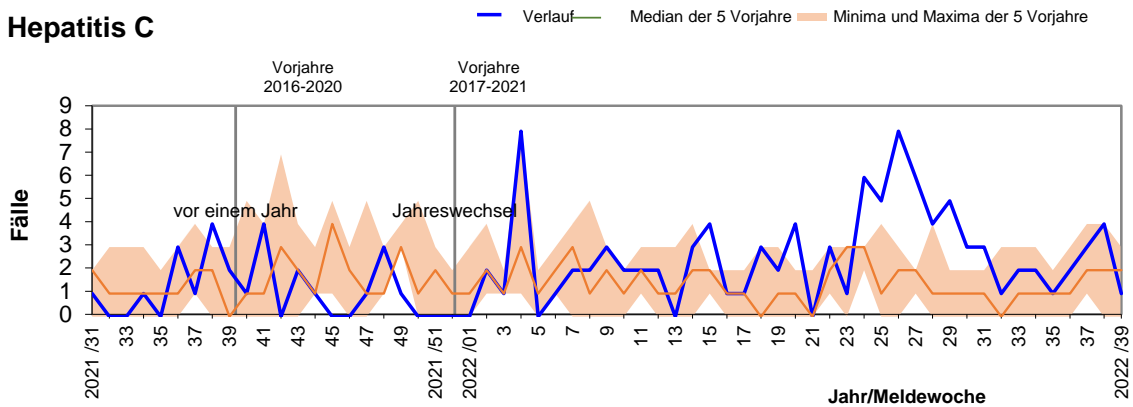
Hepatitis A



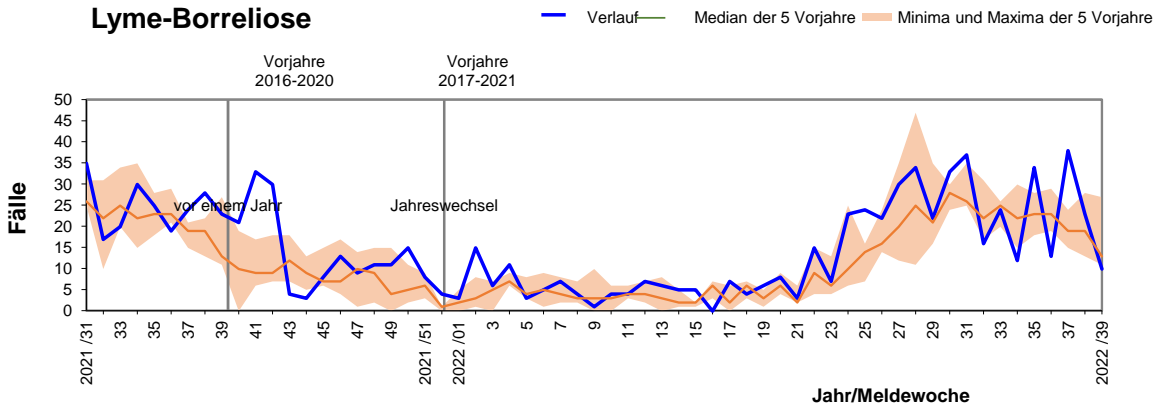
Hepatitis B



Hepatitis C

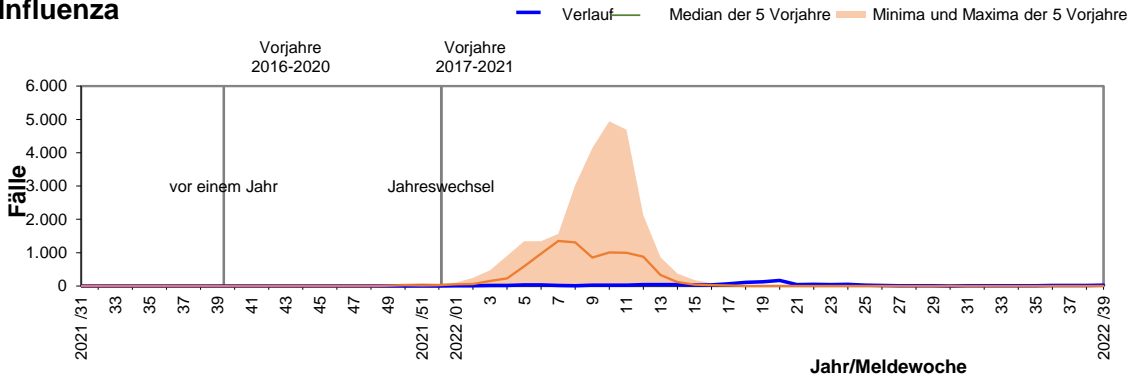


Lyme-Borreliose

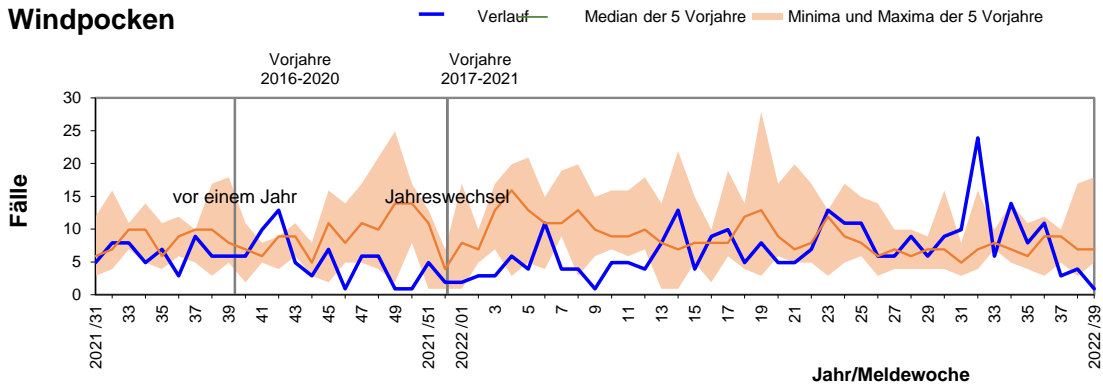


Impfpräventable Krankheiten und weitere Krankheiten

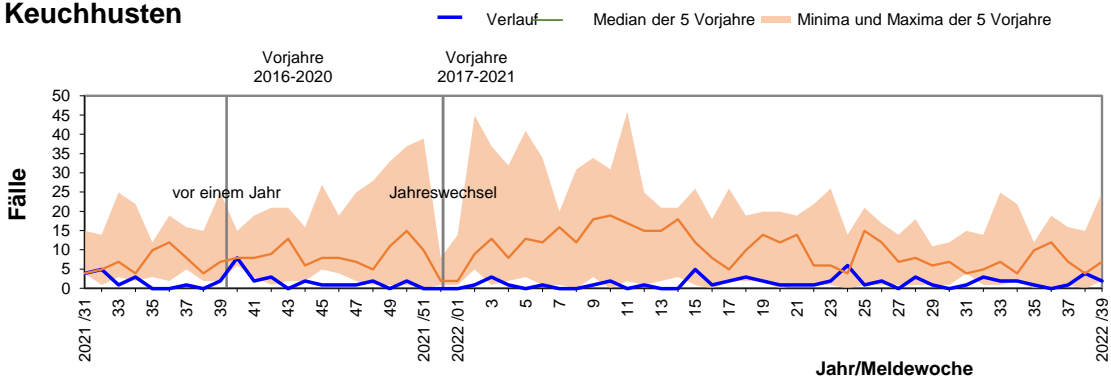
Influenza



Windpocken



Keuchhusten



Tuberkulose

