



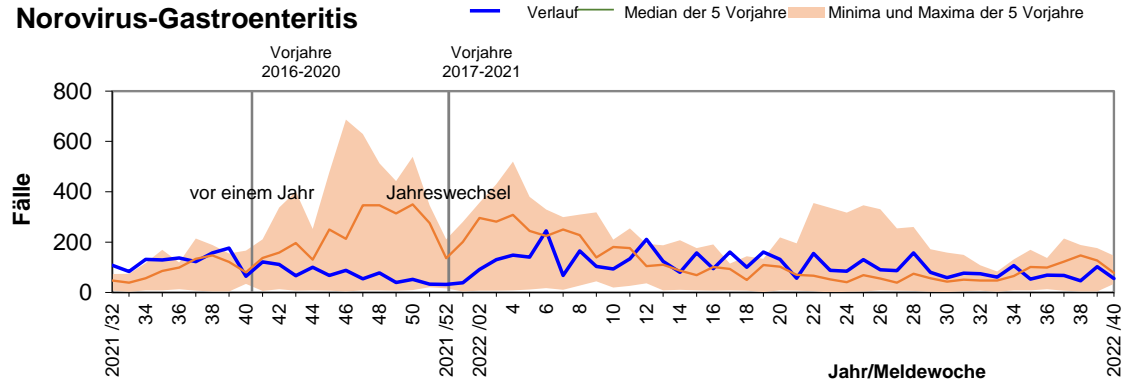
Meldung nach Infektionsschutzgesetz und Verordnung über die erweiterte Meldepflicht bei übertragbaren Krankheiten		40. Meldewoche 2022 (03.10.2022 bis 09.10.2022)					
		Meldewoche		jeweils 1. - 40. Meldewoche			
		40/2022		2022		2021	
		Anzahl	Inzidenz	Anzahl	Inzidenz	Anzahl	Inzidenz
Gastrointestinale Erkrankungen	<a href="#">Campylobacter</a>	22	1,00	1042	47,42	1176	53,52
	<a href="#">EHEC/STEC</a>			55	2,50	68	3,09
	<a href="#">Giardiasis</a>	1	0,05	69	3,14	40	1,82
	<a href="#">HUS</a>			5	0,23	1	0,05
	<a href="#">Kryptosporidiose</a>	1	0,05	74	3,37	58	2,64
	<a href="#">Norovirus</a>	55	2,50	4283	194,91	4780	217,53
	<a href="#">Rotavirus</a>	1	0,05	1000	45,51	160	7,28
	<a href="#">Salmonellose</a>	13	0,59	326	14,84	259	11,79
	<a href="#">Shigellose</a>			2	0,09	1	0,05
	<a href="#">Yersiniose</a>	2	0,09	85	3,87	114	5,19
Virushepatitis	<a href="#">Hepatitis A</a>	1	0,05	21	0,96	19	0,86
	<a href="#">Hepatitis B</a>	6	0,27	190	8,65	55	2,50
	<a href="#">Hepatitis C</a>	2	0,09	105	4,78	44	2,00
	<a href="#">Hepatitis D</a>			2	0,09		
	<a href="#">Hepatitis E</a>	5	0,23	333	15,15	293	13,33
Meningitis, invasive	<a href="#">Meningokokken</a>			2	0,09	3	0,14
	<a href="#">Pneumokokken</a>			65	2,96	43	1,96
	<a href="#">Virusmeningitis</a>			3	0,14	4	0,18
Impfpräventable Krankheiten	<a href="#">Affenpocken</a>			14	0,64		
	<a href="#">Haemophilus influenzae</a>			10	0,46	11	0,50
	<a href="#">Influenza</a>	37	1,68	1314	59,80	43	1,96
	<a href="#">Keuchhusten</a>	2	0,09	59	2,68	71	3,23
	<a href="#">Masern</a>						
	<a href="#">Mumps</a>			7	0,32		
	<a href="#">Röteln, postnatal</a>						
<a href="#">Windpocken</a>	8	0,36	286	13,02	241	10,97	
Weitere Erkrankungen	<a href="#">Acinetobacter*</a>			12	0,55	3	0,14
	<a href="#">Brucellose</a>						
	<a href="#">Chikungunya</a>						
	<a href="#">CJK</a>			1	0,05	2	0,09
	<a href="#">Clostridioides difficile</a>	1	0,05	75	3,41	83	3,78
	<a href="#">COVID-19</a>	14.147	643,8	641.821	29.207,7	72.984	3.321,3
	<a href="#">Denguefieber</a>						
	<a href="#">Enterobacteriaceae*</a>	2	0,09	99	4,51	94	4,28
	<a href="#">FSME</a>			4	0,18	4	0,18
	<a href="#">Hantavirus</a>					3	0,14
	<a href="#">Keratokonjunktivitis epidemica (KCE)</a>			22	1,00	18	0,82
	<a href="#">Legionellose</a>	3	0,14	28	1,27	18	0,82
	<a href="#">Leptospirose</a>			1	0,05		
	<a href="#">Listeriose</a>			16	0,73	12	0,55
	<a href="#">Lyme-Borreliose</a>	8	0,36	539	24,53	522	23,75
	<a href="#">MRSA</a>	2	0,09	44	2,00	35	1,59
	<a href="#">Ornithose</a>						
	<a href="#">Paratyphus</a>						
	<a href="#">Q-Fieber</a>					1	0,05
	<a href="#">Scharlach</a>	10	0,46	188	8,56	150	6,83
	<a href="#">Tuberkulose</a>	1	0,05	71	3,23	61	2,78
	<a href="#">Tularämie</a>			3	0,14	7	0,32
	<a href="#">Typhus</a>			1	0,05		
<a href="#">West-Nil-Virus</a>			4	0,18			
<a href="#">Zikavirus</a>							

\*mit Carbapenemresistenz

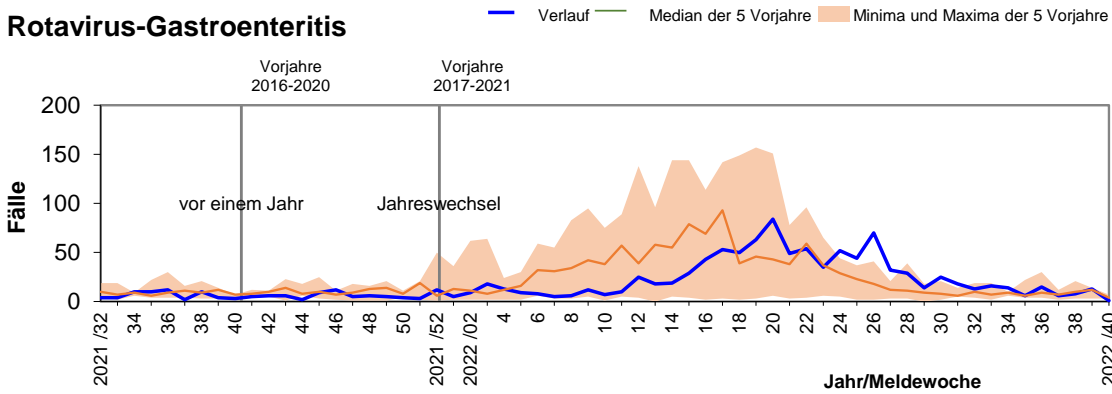
Fallzahlen in den letzten 60 Kalenderwochen in Sachsen-Anhalt

Gastrointestinale Erkrankungen

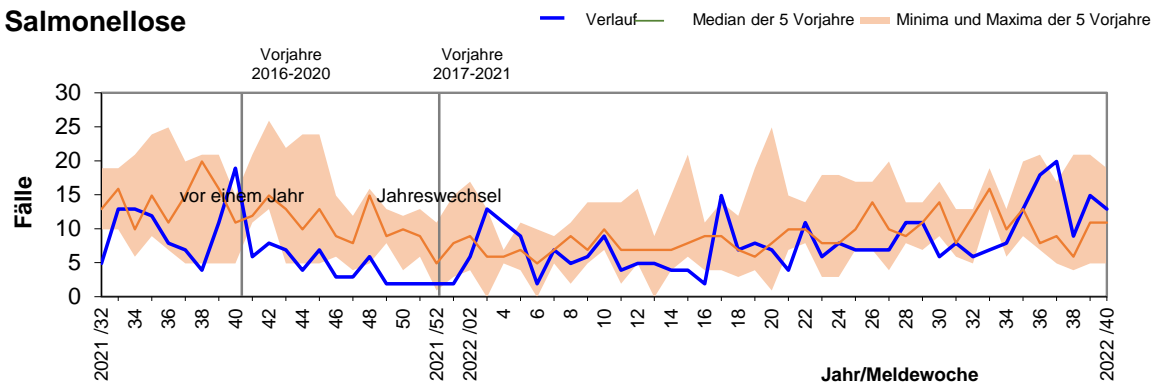
Norovirus-Gastroenteritis



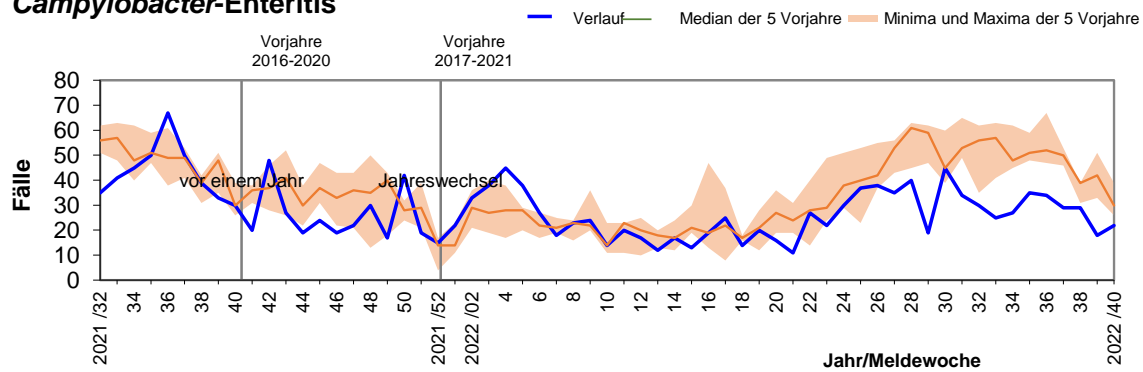
Rotavirus-Gastroenteritis



Salmonellose

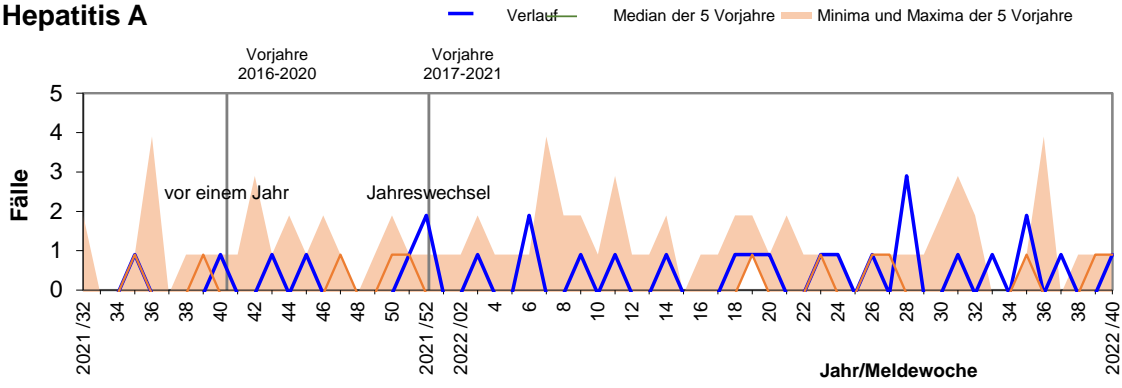


Campylobacter-Enteritis

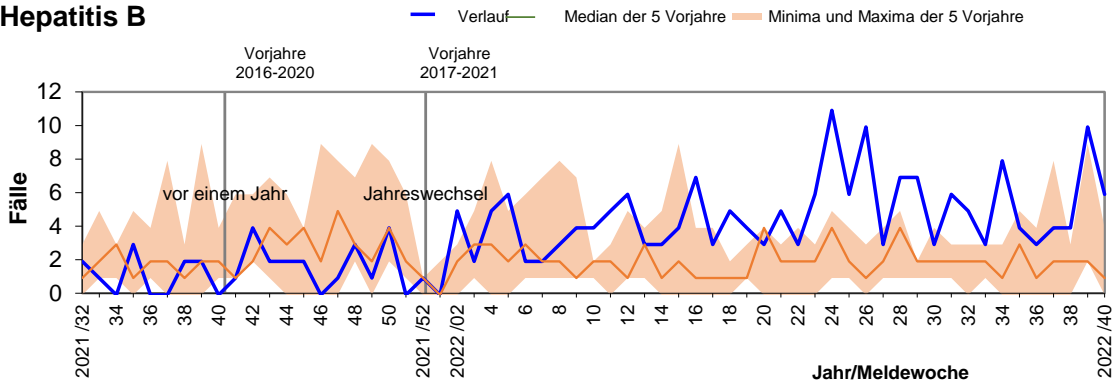


# Hepatitis

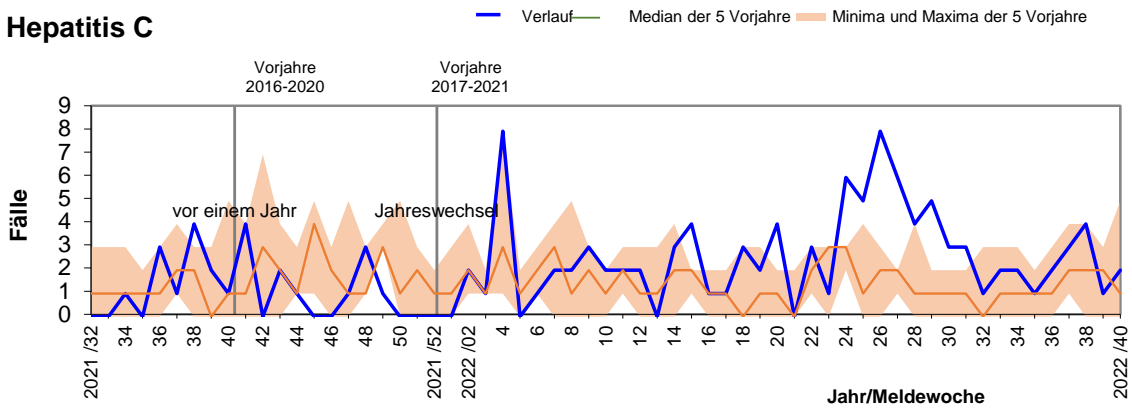
## Hepatitis A



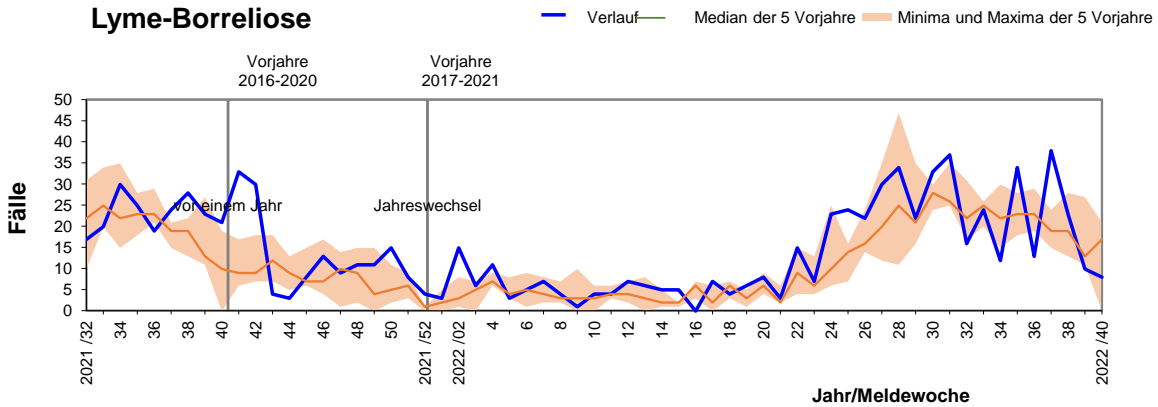
## Hepatitis B



## Hepatitis C

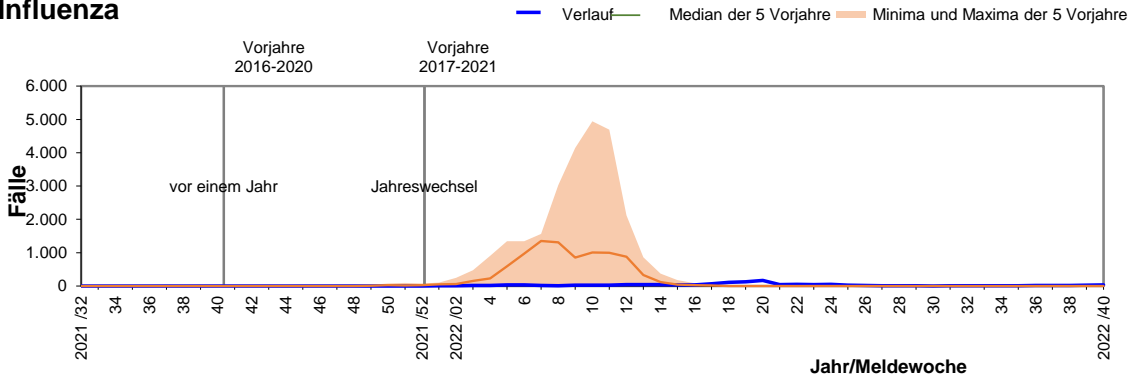


## Lyme-Borreliose

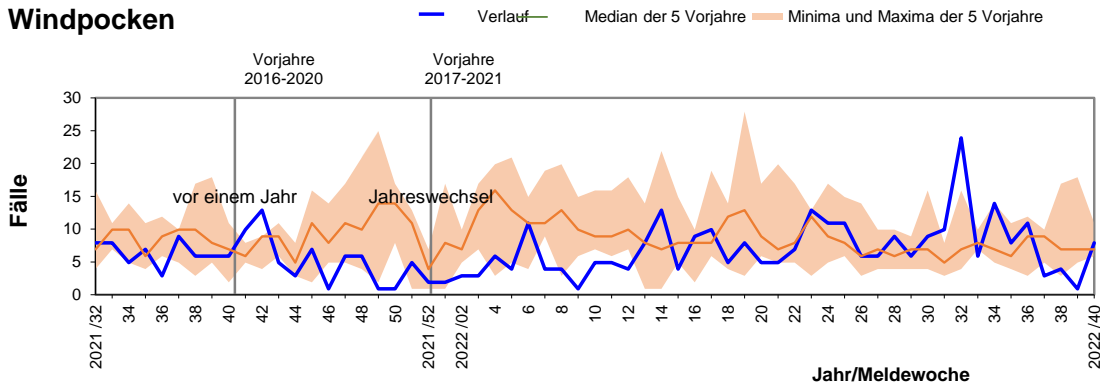


# Impfpräventable Krankheiten und weitere Krankheiten

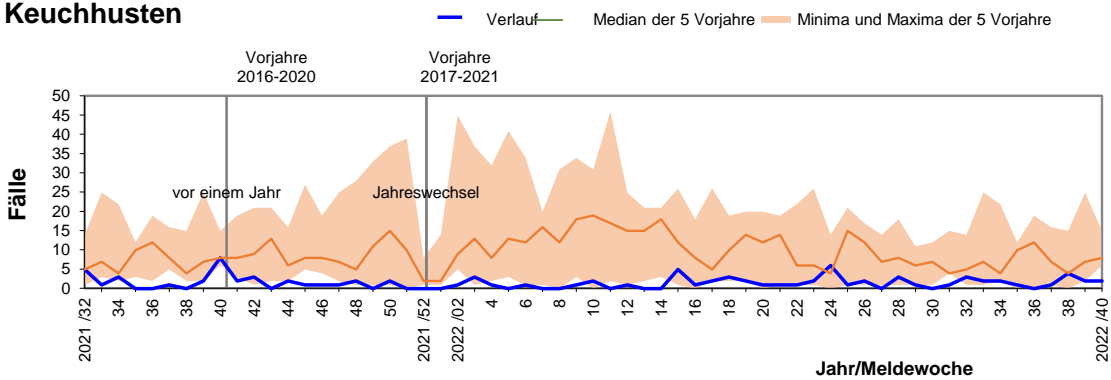
## Influenza



## Windpocken



## Keuchhusten



## Tuberkulose

