



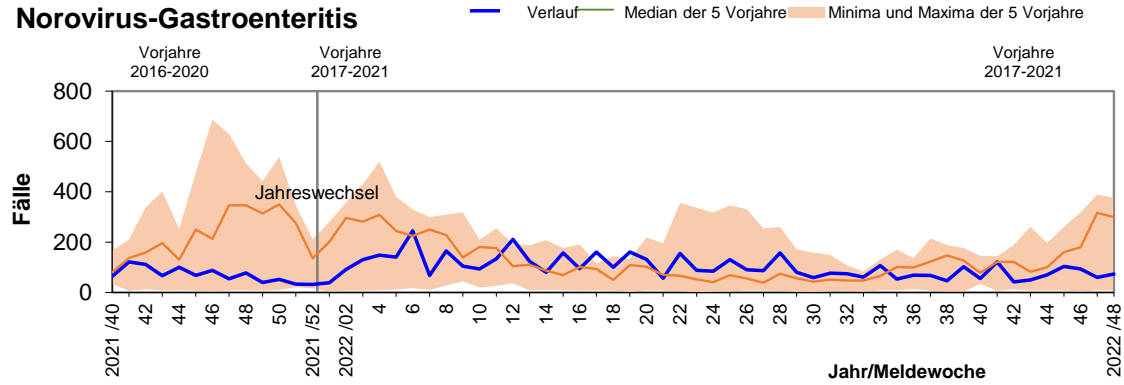
| Meldung nach Infektionsschutzgesetz und Verordnung über die erweiterte Meldepflicht bei übertragbaren Krankheiten | | 48. Meldewoche 2022 (28.11.2022 bis 04.12.2022) | | | | | |
|--|--|---|----------|-----------------------------|----------|---------|----------|
| | | Meldewoche | | jeweils 1. - 48. Meldewoche | | | |
| | | 48/2022 | | 2022 | | 2021 | |
| | | Anzahl | Inzidenz | Anzahl | Inzidenz | Anzahl | Inzidenz |
| Gastrointestinale Erkrankungen | Campylobacter | 20 | 0,92 | 1202 | 55,41 | 1385 | 63,85 |
| | EHEC/STEC | | | 68 | 3,13 | 83 | 3,83 |
| | Giardiasis | | | 78 | 3,60 | 45 | 2,07 |
| | HUS | | | 5 | 0,23 | 1 | 0,05 |
| | Kryptosporidiose | 2 | 0,09 | 87 | 4,01 | 77 | 3,55 |
| | Norovirus | 73 | 3,37 | 4896 | 225,70 | 5468 | 252,07 |
| | Rotavirus | 12 | 0,55 | 1082 | 49,88 | 211 | 9,73 |
| | Salmonellose | 8 | 0,37 | 399 | 18,39 | 303 | 13,97 |
| | Shigellose | | | 3 | 0,14 | 1 | 0,05 |
| | Yersiniose | 5 | 0,23 | 116 | 5,35 | 137 | 6,32 |
| Virushepatitis | Hepatitis A | | | 26 | 1,20 | 21 | 0,97 |
| | Hepatitis B | 3 | 0,14 | 231 | 10,65 | 70 | 3,23 |
| | Hepatitis C | 5 | 0,23 | 132 | 6,09 | 55 | 2,54 |
| | Hepatitis D | | | 4 | 0,18 | | |
| | Hepatitis E | 5 | 0,23 | 379 | 17,47 | 336 | 15,49 |
| Meningitis, invasive | Meningokokken | | | 2 | 0,09 | 4 | 0,18 |
| | Pneumokokken | 6 | 0,28 | 91 | 4,19 | 56 | 2,58 |
| | Virusmeningitis | | | 3 | 0,14 | 4 | 0,18 |
| Impfpräventable Krankheiten | Affenpocken | | | 14 | 0,65 | | |
| | Haemophilus influenzae | 1 | 0,05 | 19 | 0,88 | 13 | 0,60 |
| | Influenza | 3007 | 138,62 | 6476 | 298,54 | 56 | 2,58 |
| | Keuchhusten | 21 | 0,97 | 143 | 6,59 | 83 | 3,83 |
| | Masern | | | | | | |
| | Mumps | | | 9 | 0,41 | | |
| | Röteln, postnatal | | | | | | |
| Windpocken | 6 | 0,28 | 332 | 15,30 | 292 | 13,46 | |
| Weitere Erkrankungen | Acinetobacter* | 1 | 0,05 | 13 | 0,60 | 5 | 0,23 |
| | Brucellose | | | 1 | 0,05 | | |
| | Chikungunya | | | | | | |
| | CJK | | | 3 | 0,14 | 3 | 0,14 |
| | Clostridioides difficile | 2 | 0,09 | 86 | 3,96 | 101 | 4,66 |
| | COVID-19 | 6.364 | 293,4 | 711.343 | 32.792,1 | 144.368 | 6.655,2 |
| | Denguefieber | | | 2 | 0,09 | | |
| | Enterobacteriaceae* | 4 | 0,18 | 116 | 5,35 | 106 | 4,89 |
| | FSME | | | 4 | 0,18 | 4 | 0,18 |
| | Hantavirus | | | | | 3 | 0,14 |
| | Keratokonjunktivitis epidemica (KCE) | | | 28 | 1,29 | 52 | 2,40 |
| | Legionellose | | | 31 | 1,43 | 24 | 1,11 |
| | Leptospirose | | | 2 | 0,09 | | |
| | Listeriose | | | 18 | 0,83 | 16 | 0,74 |
| | Lyme-Borreliose | 4 | 0,18 | 628 | 28,95 | 633 | 29,18 |
| | MRSA | | | 52 | 2,40 | 45 | 2,07 |
| | Ornithose | | | | | | |
| | Paratyphus | | | | | | |
| | Q-Fieber | | | | | 1 | 0,05 |
| | Scharlach | 34 | 1,57 | 343 | 15,81 | 190 | 8,76 |
| | Tuberkulose | 1 | 0,05 | 87 | 4,01 | 70 | 3,23 |
| | Tularämie | | | 3 | 0,14 | 8 | 0,37 |
| | Typhus | | | 1 | 0,05 | | |
| West-Nil-Virus | | | 5 | 0,23 | 1 | 0,05 | |
| Zikavirus | | | | | | | |

*mit Carbapenemresistenz

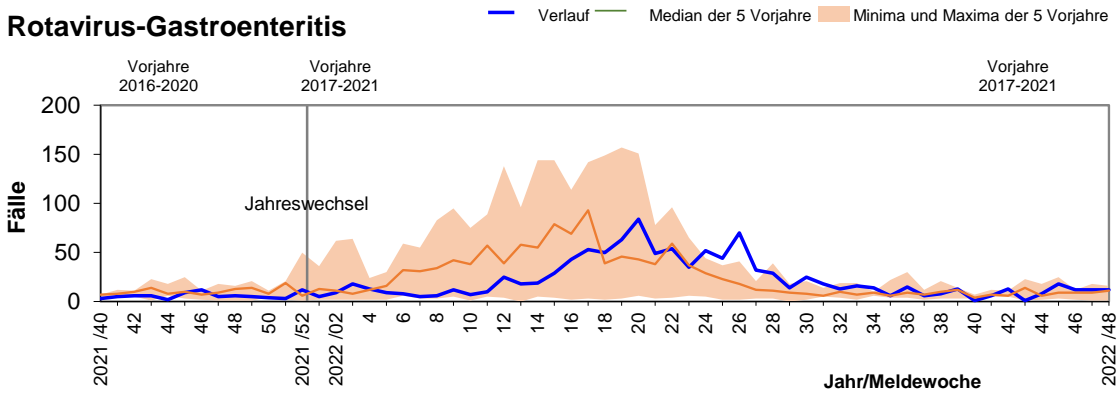
Fallzahlen in den letzten 60 Kalenderwochen in Sachsen-Anhalt

Gastrointestinale Erkrankungen

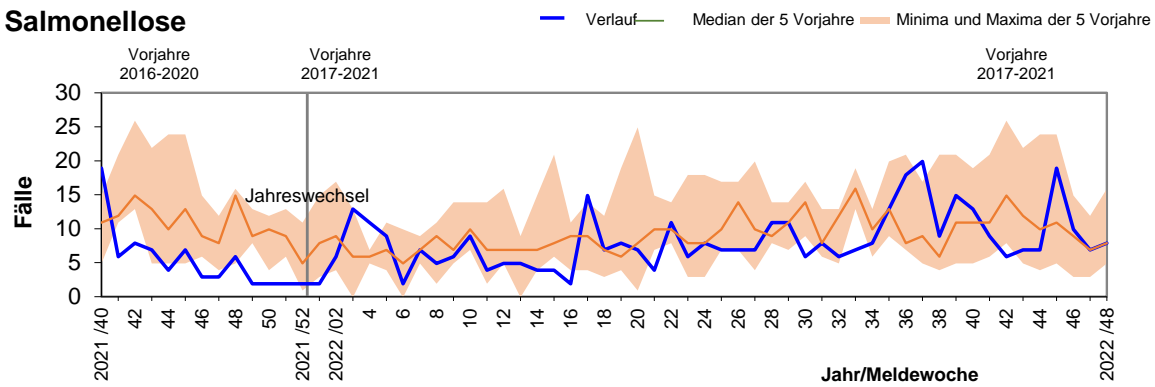
Norovirus-Gastroenteritis



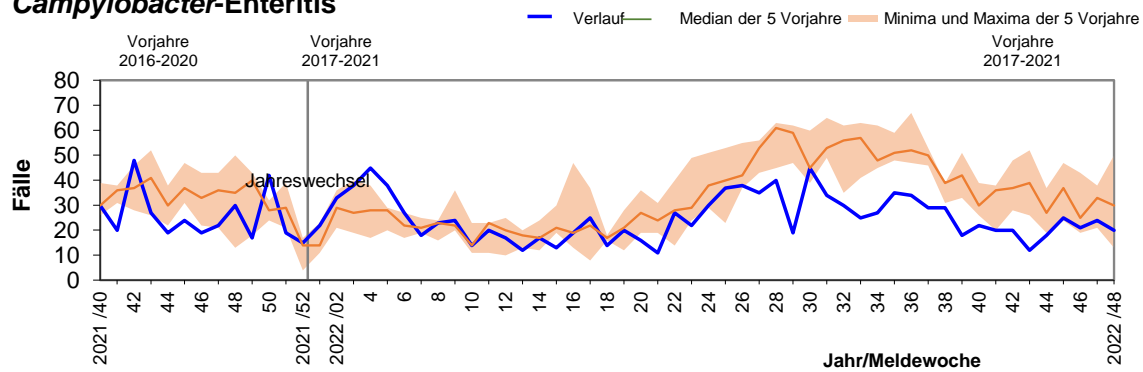
Rotavirus-Gastroenteritis



Salmonellose

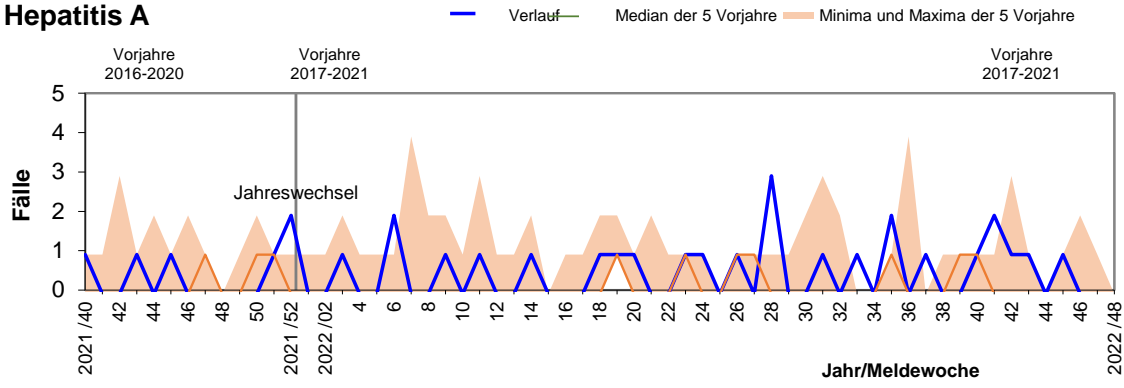


Campylobacter-Enteritis

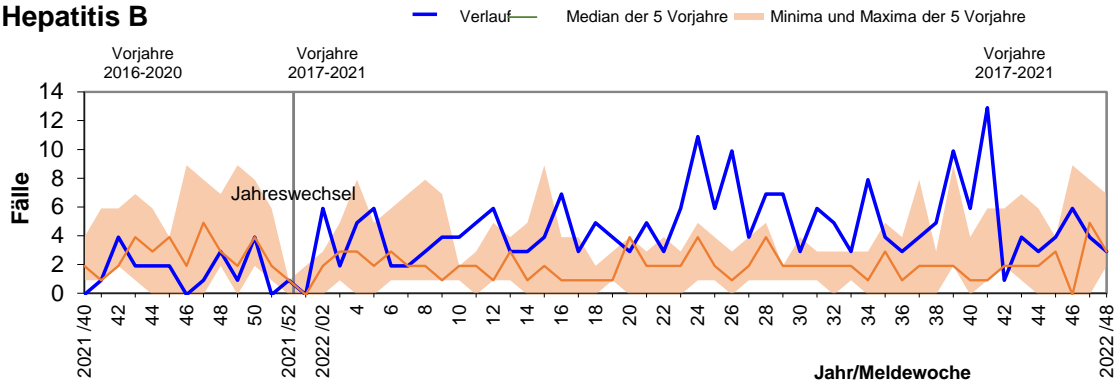


Hepatitis

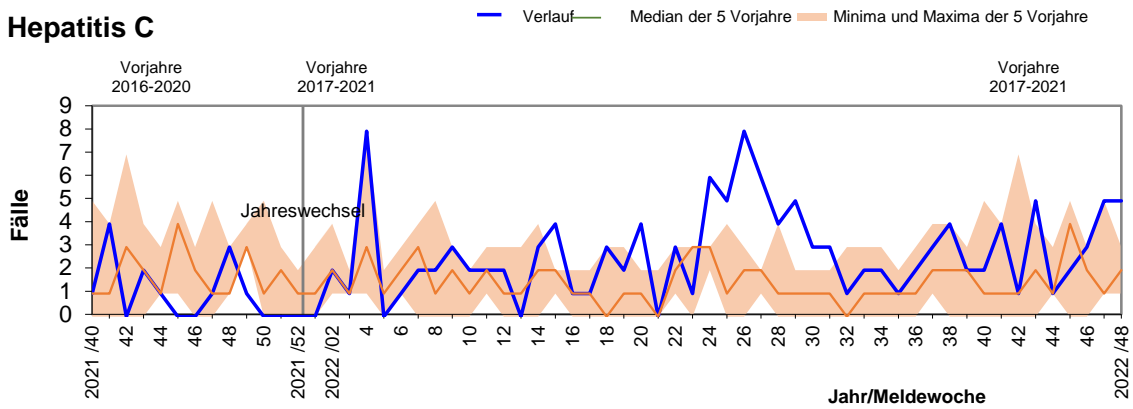
Hepatitis A



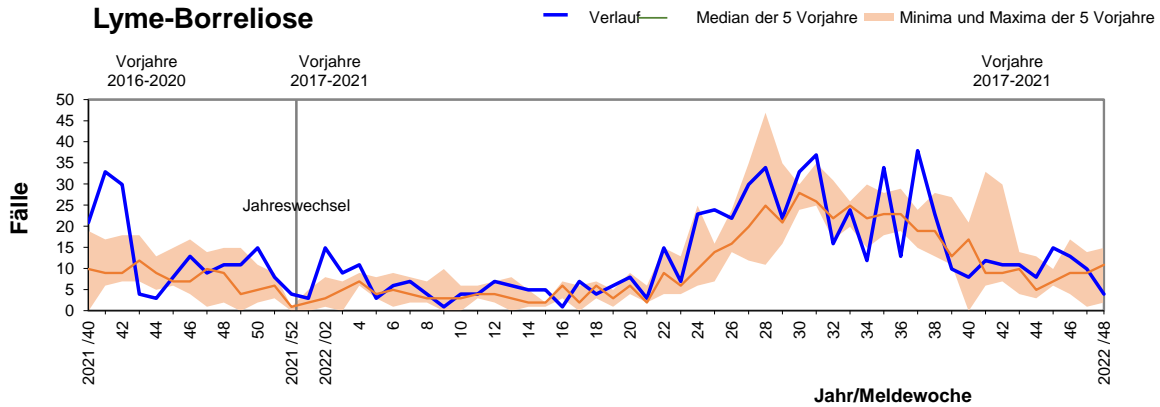
Hepatitis B



Hepatitis C

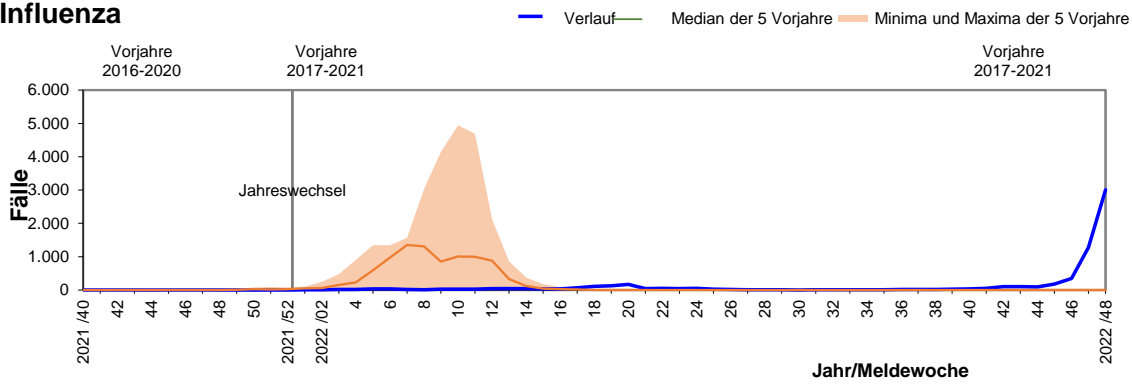


Lyme-Borreliose

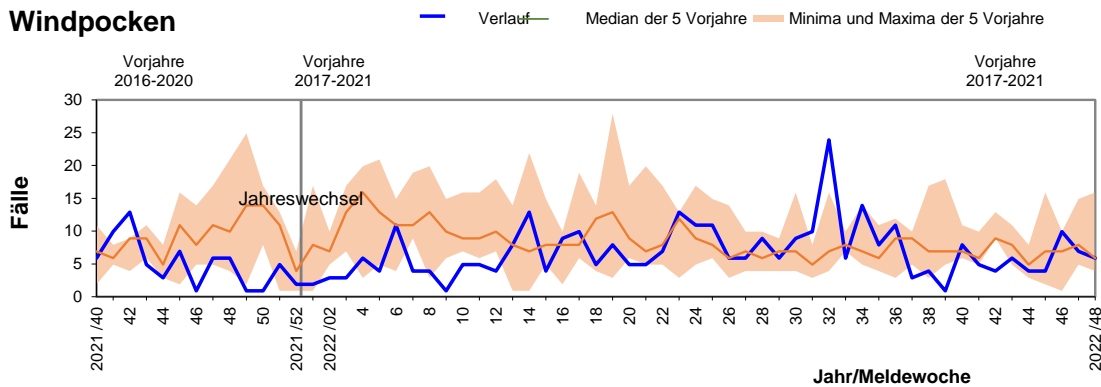


Impfpräventable Krankheiten und weitere Krankheiten

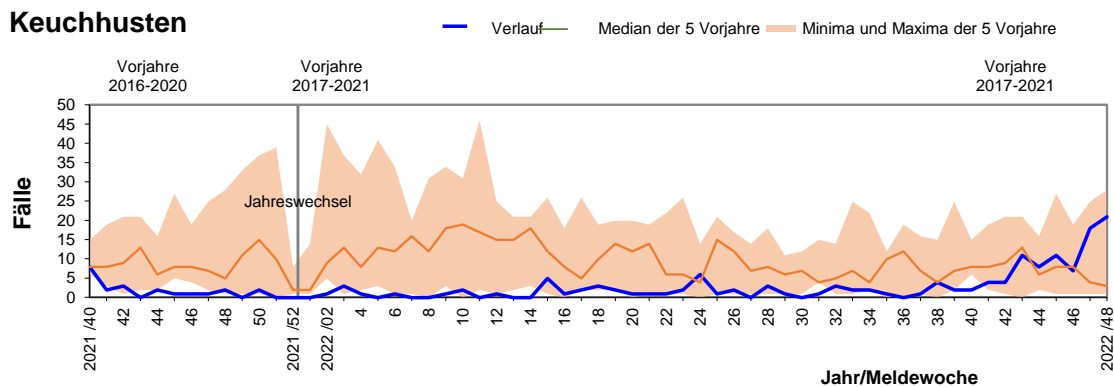
Influenza



Windpocken



Keuchhusten



Tuberkulose

